

# Iraq Stock Exchange

Bulletin No (49)



سوق العراق للأوراق المالية  
IRAQI STOCK EXCHANGE

## ISX Trading Indices of Sunday 15/3/2026

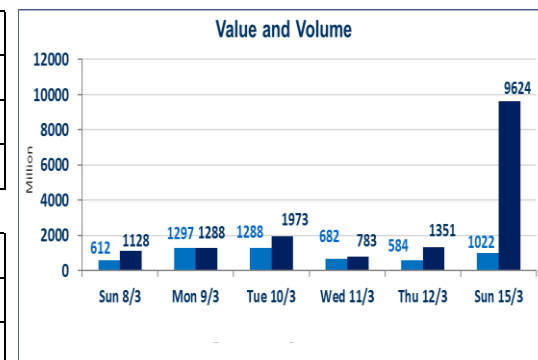
Traded Volume and OTC	1,022,564,794
-----------------------	---------------

Traded Value and OTC	9,624,913,741
----------------------	---------------

Traders	946
---------	-----

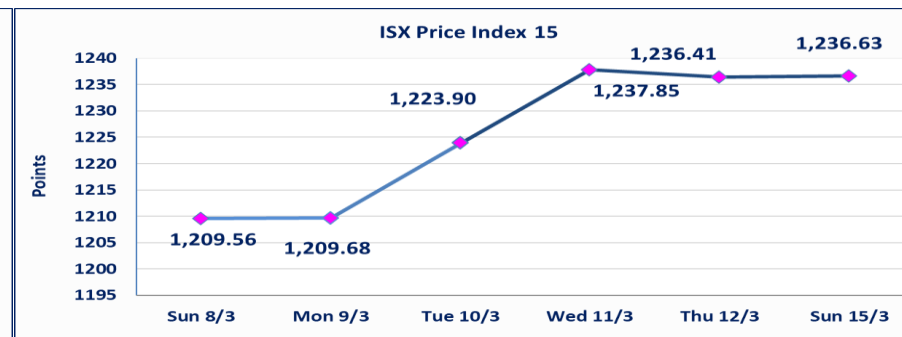
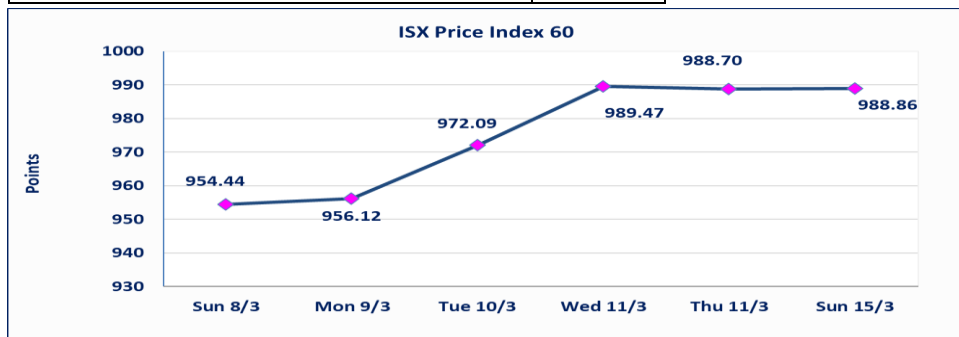
ISX Index 60	988.86
Previous ISX Index60	988.70
Change %	0.02
Change	0.16

ISX Index 15	1236.63
Previous ISX Index15	1236.41
Change %	0.02
Change	0.22



Listed Companies	104	OTC	14
Traded Listed Companies	60	OTC	1
GAM Companies	3		
Suspended Companies	10		

Non Traded listed	31	OTC	13
Higher Companies	17		
Lower Companies	14		



special orders	Al-Karmel Brokerage Company executed a deliberate cross order on the shares of Al-Mansour Hotels Company, with a number of (179,000,000) Million shares worth (8,950,000,000) billion dinars, during the additional session time (after 1 pm) in accordance with the procedures for executing large transactions.
----------------	---

## ISX top gaining and losing companies

Sunday 15/3/2026



### Gainers

Company Name	Closing Price	Change (%)	Traded Volume
Sumer Commercial Bank	0.160	6.67	468,505,433
Ready Made Clothes	2.310	5.00	141,475
Al-Hamraa for Insurance	4.620	5.00	31,000
Ashour Hotel	29.400	5.00	1,000
Fallujah for construction Materia	2.970	4.95	1,166,849

### Losers

Company Name	Closing Price	Change (%)	Traded Volume
Mosul Bank For Investment	0.140	-6.67	7,000,000
Iraqi Carton Manufactories	2.900	-4.92	4,384,974
Investment Bank of Iraq	0.220	-4.35	35,042,396
Elaf Islamic Bank	0.250	-3.85	86,322
Baghdad -Iraq Transportatation	22.800	-2.98	1,566,716

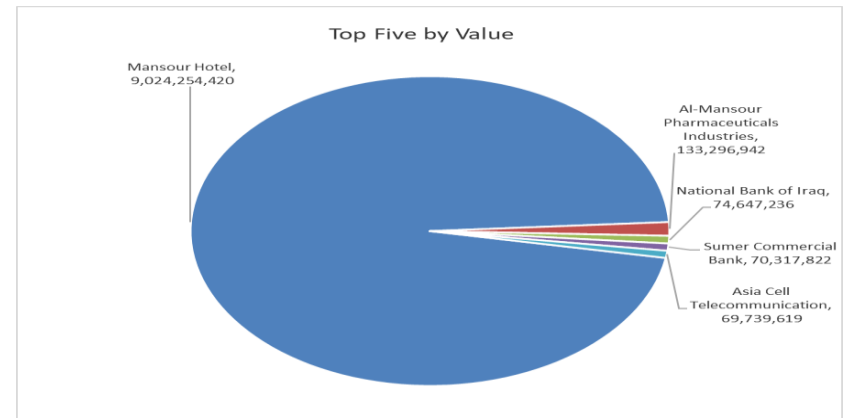
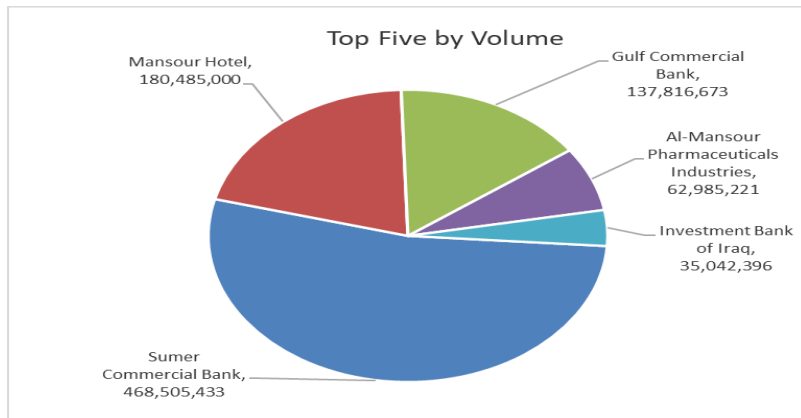
## The most active companies in term of traded volume and value

### Traded Volume

Company Name	Closing Price	Change (%)	Traded Volume
Sumer Commercial Bank	0.160	6.67	468,505,433
Mansour Hotel	50.000	4.67	180,485,000
Gulf Commercial Bank	0.340	3.03	137,816,673
Al-Mansour Pharmaceuticals Indu	2.110	0.00	62,985,221
Investment Bank of Iraq	0.220	-4.35	35,042,396

### Traded Value

Company Name	Closing Price	Change (%)	Traded Value
Mansour Hotel	50.000	4.67	9,024,254,420
Al-Mansour Pharmaceuticals Indu	2.110	0.00	133,296,942
National Bank of Iraq	4.800	1.27	74,647,236
Sumer Commercial Bank	0.160	6.67	70,317,822
Asia Cell Telecommunication	14.820	-0.40	69,739,619



## Regular Market Bulletin No (48)



Company Name	Code	opening Price	highest price	lowest price	Average price	Prev Average price	Closing Price	prev closing price	change (%)	No.of Trades	Traded Volume	Traded Value
<b>Banks Sector</b>												
Ashur International Bank	BASH	0.240	0.240	0.240	0.240	0.240	0.240	0.240	0.00	7	6,008,642	1,442,074
Bank of Baghdad	BBOB	3.330	3.330	3.310	3.320	3.340	3.320	3.340	-0.60	41	4,791,740	15,905,203
Commercial Islamic Bank of Iraq	BCOI	0.660	0.660	0.650	0.660	0.660	0.650	0.660	-1.52	7	1,010,752	662,096
Economy Bank	BEFI	0.220	0.220	0.220	0.220	0.220	0.220	0.220	0.00	2	2,000,000	440,000
Elaf Islamic Bank	BELF	0.260	0.260	0.250	0.250	0.260	0.250	0.260	-3.85	2	86,322	21,600
Gulf Commercial Bank	BGUC	0.340	0.340	0.340	0.340	0.330	0.340	0.330	3.03	24	137,816,673	46,857,669
Investment Bank of Iraq	BIBI	0.230	0.230	0.220	0.220	0.230	0.220	0.230	-4.35	12	35,042,396	7,719,327
Iraqi Islamic Bank	BIIB	1.020	1.020	1.020	1.020	1.020	1.020	1.020	0.00	16	2,329,659	2,376,252
Kurdistan International Bank	BKUI	1.110	1.120	1.100	1.100	1.110	1.100	1.110	-0.90	11	5,167,167	5,684,767
Mosul Bank For Investment	BMFI	0.140	0.140	0.140	0.140	0.140	0.140	0.150	-6.67	2	7,000,000	980,000
National Islamic Bank	BNAI	0.780	0.780	0.780	0.780	0.750	0.780	0.750	4.00	1	250,000	195,000
National Bank of Iraq	BNOI	4.740	4.800	4.740	4.790	4.770	4.800	4.740	1.27	87	15,577,652	74,647,236
Al-Taif Islamic Bank	BTIB	0.670	0.670	0.670	0.670	0.670	0.670	0.670	0.00	7	109,864	73,609
United Bank	BUND	0.050	0.050	0.050	0.050	0.050	0.050	0.050	0.00	15	199,065	9,953
<b>Total of Banks Sector</b>										<b>234</b>	<b>217,389,932</b>	<b>157,014,786</b>
<b>Telecommunication Sector</b>												
Asia Cell Telecommunication	TASC	14.880	14.880	14.800	14.830	14.840	14.820	14.880	-0.40	106	4,703,232	69,739,619
Al-Khatam Telecom	TZNI	3.550	3.580	3.460	3.530	3.540	3.460	3.550	-2.54	18	412,947	1,455,861
<b>Total of Telecommunication Sector</b>										<b>124</b>	<b>5,116,179</b>	<b>71,195,480</b>
<b>Insurance Sector</b>												
Dar Al-Salam for Insurance	NDSA	0.750	0.750	0.750	0.750	0.710	0.750	0.720	4.17	2	52,840	39,630
<b>Total of Insurance Sector</b>										<b>2</b>	<b>52,840</b>	<b>39,630</b>
<b>Service Sector</b>												
Baghdad -Iraq Transportation	SBPT	23.400	23.400	22.500	22.820	23.720	22.800	23.500	-2.98	58	1,566,716	35,754,064
Kharkh Tour Amuzement City	SKTA	4.150	4.300	4.140	4.270	4.150	4.300	4.150	3.61	37	1,003,472	4,282,083
Mamoura Realestate	SMRI	3.310	3.310	3.250	3.260	3.320	3.250	3.300	-1.52	15	2,017,774	6,568,781
AL-Nukhba for Construction	SNUC	0.770	0.770	0.770	0.770	0.770	0.770	0.770	0.00	1	645	497
<b>Total of Service Sector</b>										<b>111</b>	<b>4,588,607</b>	<b>46,605,425</b>
<b>Industrial Sector</b>												
Baghdad Soft Drinks	IBSD	5.780	5.860	5.760	5.800	5.780	5.800	5.780	0.35	39	6,911,338	40,057,959
Iraqi Date Processing and Marke	IIDP	2.600	2.600	2.600	2.600	2.600	2.600	2.600	0.00	1	191	497
Iraqi For Tufted Carpets	IITC	17.500	17.500	17.500	17.500	17.500	17.500	17.500	0.00	1	116	2,030
Al -Khazer Construction Materia	IKHC	1.280	1.300	1.250	1.270	1.270	1.300	1.280	1.56	19	2,805,513	3,572,693
Al-Kindi of Veterinary Vaccines	IKLV	2.500	2.500	2.500	2.500	2.500	2.500	2.500	0.00	1	198	495
Al-Mansour Pharmaceuticals Inc	IMAP	2.110	2.150	2.100	2.120	2.110	2.110	2.110	0.00	76	62,985,221	133,296,942
Metallic Industries and Bicycles	IMIB	1.900	1.990	1.900	1.990	1.870	1.990	1.900	4.74	3	101,075	201,043
Modern Sewing	IMOS	5.350	5.350	5.350	5.350	5.350	5.350	5.350	0.00	2	845	4,521
Ready Made Clothes	IRMC	2.300	2.310	2.300	2.310	2.200	2.310	2.200	5.00	7	141,475	326,293
<b>Total of Industrial Sector</b>										<b>149</b>	<b>72,945,972</b>	<b>177,462,470</b>
<b>Hotels Sector</b>												
Baghdad Hotel	HBAG	11.580	11.580	11.580	11.580	11.580	11.580	11.580	0.00	3	273	3,161
Ishtar Hotels	HISH	9.050	9.050	9.050	9.050	9.090	9.050	9.100	-0.55	6	500,000	4,525,000
Mansour Hotel	HMAN	50.000	50.140	50.000	50.000	48.000	50.000	47.770	4.67	36	180,485,000	9,024,254,420
Al-Sadeer Hotel	HSAD	23.000	23.000	22.950	22.950	23.000	23.000	23.000	0.00	3	490,129	11,250,023
Tourist Village of Mosul dam	HTVM	13.000	13.000	13.000	13.000	13.000	13.000	13.000	0.00	1	449	5,837
<b>Total of Hotels Sector</b>										<b>49</b>	<b>181,475,851</b>	<b>9,040,038,441</b>
<b>Agricultural Sector</b>												
Al-Ahlyia agricultural production	AAHP	2.330	2.330	2.330	2.330	2.340	2.330	2.330	0.00	2	4,328	10,084
Babil Animal & Vegetable Produ	ABAP	7.000	7.320	7.000	7.190	6.960	7.200	6.980	3.15	17	282,109	2,029,535
Agricultural Products Meat	AIPM	4.600	4.600	4.600	4.600	4.600	4.600	4.600	0.00	4	324	1,490
Modern for Animal Production	AMAP	0.360	0.360	0.360	0.360	0.360	0.360	0.360	0.00	7	743,626	267,705
<b>Total of Agricultural Sector</b>										<b>30</b>	<b>1,030,387</b>	<b>2,308,815</b>
<b>Total Of Regular</b>										<b>699</b>	<b>482,599,768</b>	<b>9,494,665,048</b>

**Second Platform Market Bulletin No (49)**



Company Name	Code	opening Price	highest price	lowest price	Average price	Prev Average price	Closing Price	prev closing price	change (%)	No.of Trades	Traded Volume	Traded Value
<b>Banks Sector</b>												
Al-Ataa Islamic Bank	BLAD	0.100	0.100	0.100	0.100	0.100	0.100	0.100	0.00	1	100,000	10,000
Credit Bank Of Iraq	BROI	0.620	0.620	0.620	0.620	0.620	0.620	0.620	0.00	4	16,432	10,188
Trans Iraq Bank Investment	BTRI	0.310	0.310	0.310	0.310	0.310	0.310	0.310	0.00	1	44,250	13,718
<b>Total of Banks Sector</b>										<b>6</b>	<b>160,682</b>	<b>33,905</b>
<b>Insurance Sector</b>												
Alahliya For Insurance	NAHF	0.850	0.850	0.850	0.850	0.850	0.850	0.850	0.00	1	25,000	21,250
Al-Hamraa for Insurance	NHAM	4.620	4.620	4.620	4.620	4.400	4.620	4.400	5.00	2	31,000	143,220
<b>Total of Insurance Sector</b>										<b>3</b>	<b>56,000</b>	<b>164,470</b>
<b>Industrial Sector</b>												
Al-Ameen Estate Investment	SAEI	1.950	1.950	1.900	1.930	1.910	1.900	1.900	0.00	6	300,000	577,601
<b>Total of Industrial Sector</b>										<b>6</b>	<b>300,000</b>	<b>577,601</b>
<b>Industrial Sector</b>												
Baghdad for Packing Materials	IBPM	2.850	2.850	2.850	2.850	2.850	2.850	2.850	0.00	2	662	1,887
Fallujah for construction Materials	IFCM	2.830	2.970	2.820	2.890	2.830	2.970	2.830	4.95	15	1,166,849	3,377,262
National Furniture Industries	IHFI	0.990	0.990	0.990	0.990	0.990	0.990	0.990	0.00	1	1,988	1,968
<b>Total of Industrial Sector</b>										<b>18</b>	<b>1,169,499</b>	<b>3,381,117</b>
<b>Hotels Sector</b>												
Ashour Hotel	HASH	29.400	29.400	29.400	29.400	28.000	29.400	28.000	5.00	1	1,000	29,400
<b>Total of Hotels Sector</b>										<b>1</b>	<b>1,000</b>	<b>29,400</b>
<b>Total of Non Regular</b>										<b>34</b>	<b>1,687,181</b>	<b>4,186,493</b>

**Undisclosed Platform Companies Bulletin No (49)**



Company Name	Code	opening Price	highest price	lowest price	Average price	Prev Average price	Closing Price	prev closing price	change (%)	No.of Trades	Traded Volume	Traded Value
<b>Banks Sector</b>												
Sumer Commercial Bank	BSUC	0.150	0.160	0.150	0.150	0.150	0.160	0.150	6.67	96	468,505,433	70,317,822
<b>Total of Banks Sector</b>										<b>96</b>	<b>468,505,433</b>	<b>70,317,822</b>
<b>Industrial Sector</b>												
AL-Badia for General Trans	SBAG	0.830	0.830	0.830	0.830	0.830	0.830	0.830	0.00	1	2,444	2,029
General Transportation	SIGT	1.890	1.980	1.890	1.920	1.850	1.960	1.890	3.70	12	924,361	1,771,819
<b>Total of Industrial Sector</b>										<b>13</b>	<b>926,805</b>	<b>1,773,848</b>
<b>Industrial Sector</b>												
Electronic Industry	IELI	1.790	1.790	1.780	1.790	1.800	1.790	1.790	0.00	6	328,988	587,389
Al-Hilal Industries	IHLI	1.500	1.500	1.500	1.500	1.500	1.500	1.500	0.00	1	331	497
Iraqi Carton Manufactories	IICM	3.050	3.100	2.900	2.900	3.050	2.900	3.050	-4.92	19	4,384,974	12,730,315
Modern Construction Materials	IMCM	1.360	1.360	1.360	1.360	1.300	1.360	1.300	4.62	1	100,000	136,000
National Chemical &Plastic	INCP	1.900	1.900	1.900	1.900	1.900	1.900	1.900	0.00	5	106,098	201,586
The Light Industries	ITLI	1.280	1.280	1.270	1.270	1.280	1.270	1.280	-0.78	11	1,083,894	1,378,052
<b>Total of Industrial Sector</b>										<b>43</b>	<b>6,004,285</b>	<b>15,033,839</b>
<b>Hotels Sector</b>												
Palestine Hotel	HPAL	19.000	19.150	19.000	19.010	19.000	19.000	19.000	0.00	21	1,045,000	19,863,550
<b>Total of Hotels Sector</b>										<b>21</b>	<b>1,045,000</b>	<b>19,863,550</b>
<b>Agricultural Sector</b>												
Iraqi for Seed Production	AISP	4.940	4.940	4.900	4.910	4.950	4.900	4.940	-0.81	18	1,718,727	8,437,450
<b>Total of Agricultural Sector</b>										<b>18</b>	<b>1,718,727</b>	<b>8,437,450</b>
<b>Total of Undisclosed</b>										<b>191</b>	<b>478,200,250</b>	<b>115,426,509</b>

<b>Grand Total</b>		<b>924</b>	<b>962,487,199</b>	<b>9,614,278,050</b>
--------------------	--	------------	--------------------	----------------------

**Iraq Stock Exchange not trading companies of Sunday 15/3/2026**

Company Names	Code	Previous Average Price	Closing Price
<b>Banks Sector</b>			
Middle East Bank	BIME	0.060	0.060
Union Bank of Iraq	BUOI	0.170	0.170
Asia Al Iraq Islamic Bank	BAIB	0.780	0.780
Cihan Bank for Islamic Investment&Finan	BCIH	2.200	2.200
<b>Insurance Sector</b>			
Gulf Insurance	NGIR	0.430	0.430
<b>Service Sector</b>			
Al-Mosul for funfairs	SMOF	6.800	6.800
Rehab Karbalaa	HKAR	0.660	0.660
<b>Industrial Sector</b>			
Iraqi Engineering Works	IIEW	5.500	5.500
<b>Hotels Sector</b>			
Babylon Hotel	HBAY	102.000	102.000
National for Tourist Investment	HNTI	9.200	9.200
<b>Agricultural Sector</b>			
Middle East for Production- Fish	AMEF	5.990	5.990
Iraqi Agricultural Products	AIRP	10.000	10.000
Company Names	Code	Previous Average Price	Closing Price
<b>Banks Sector</b>			
Region Trade Bank	BRTB	1.000	1.010
Arab Islamic Bank	BAAI	1.000	1.000
Al-Rajih Islamic Bank	BRAJ	1.000	1.000
Erbil Investment & FinanceBank	BERI	0.110	0.110
AL-Anssari Islamic Bank	BANS	0.050	0.050
Al-Mashreq Al-Arabi Islamic Bank	BAMS	0.850	0.850
Al-Mustashar Islamic Bank for Investmen	BMUI	1.000	1.000
Al-Qabidh Islamic Bank	BQAB	0.090	0.090
Trust International Islamic Bank	BTRU	0.750	0.750
World Islamic Bank for Investment	BWOR	1.000	1.000
Al janoob Islamic Bank	BJAB	0.940	0.940
Ameen Al-Iraq Islamic Bank	BAME	1.000	1.000
Iraq Noor Islamic Bank for Investment	BINI	0.250	0.250
International Islamic Bank	BINT	0.200	0.200
<b>Investment Sector</b>			
Al-Ameen for Financial Investment	VAMF	1.200	1.200
<b>Industrial Sector</b>			
Modern chemical industries	IMCI	100.000	100.000
<b>Service Sector</b>			
Ibdaa Al-sharq Alwast General Contractin	SIBD	1.000	1.000
<b>Agricultural Sector</b>			
AL-Rebass for Poultry&feed	AREB	-	-
Company Names	Code	Previous Average Price	Closing Price
<b>Banks Sector</b>			
Al-Qurtas Islamic Bank	BQUR	1.000	1.000

Iraq Stock Exchange  
 Non Iraqis' Bulletin Sunday March 15 2026  
 Regular Market



Non Iraqi Trading of Regular Market (Sell)

Company Names	Code	No.of trades	Traded Shares	Trading Volume
<b>Banks Sector</b>				
Bank Of Baghdad	BBOB	4	845,000	2,805,400
<b>Total Bank sector</b>		<b>4</b>	<b>845,000</b>	<b>2,805,400</b>
<b>Telecommunication Sector</b>				
Asia cell	TASC	25	2,000,000	29,633,491
<b>Total Telecommunication sector</b>		<b>25</b>	<b>2,000,000</b>	<b>29,633,491</b>
<b>Grand Total</b>		<b>29</b>	<b>2,845,000</b>	<b>32,438,891</b>

Non Iraqi Trading of Second Market (Sell)

Company Names	Code	No.of trades	Traded Shares	Trading Volume
<b>Insurance Sector</b>				
AHliya For Insurance	NAHF	1	25,000	21,250
<b>Total Insurance sector</b>		<b>1</b>	<b>25,000</b>	<b>21,250</b>
<b>Grand Total</b>		<b>1</b>	<b>25,000</b>	<b>21,250</b>

## OTC Platform Trading Bulletin No (49)

Company Name	Code	highest price	lowest price	Average price	No.of Trades	Traded Volume	Traded Value
<b>Banks Sector</b>							
Al-Warka Bank	BWAI	0.180	0.170	0.180	22	60,077,595	10,635,691
Total Of Money Service Sector					22	60,077,595	10,635,691
<b>Total</b>					<b>22</b>	<b>60,077,595</b>	<b>10,635,691</b>

## Not Trading OTC Companies

Company Name	Code	Previous Average price
<b>Banks Sector</b>		
Hammurabi Commercial Bank	BHAM	—
Al-Sanam Islamic Bank	BSAN	3.000
<b>Industrial Sector</b>		
Kirkuk producing constructional materials	IKFP	2.380
<b>Money Service Sector</b>		
Iraqi Deposit Insurance Corporation	FIDI	1.000
Karmal Brokerage	FKSX	10.000
Rabee Securities	FRSE	9.500
Ishtar Gate for e-Paymant	FISH	1.000
Sama Baghdad Exchange	FSBE	—
<b>Insurance Sector</b>		
Al Badia Insurance	NBAD	—
Kurdistan Insurance	NKUI	0.500
Shatt Al Arab Insurance	NSHA	1.000
Elaf Insurance	NELF	—
Dilina Insurance Company	NDIL	—

Iraq Stock Exchange

Sunday 15/3/2026



سوق العراق للاوراق المالية  
IRAQ STOCK EXCHANGE

## Not Trading Bonds Bulletin

Bond type	Publish type	Code	last trading price	immortilize date
Banaa Bonds /Million ID	Second	CB20	964,981	19/12/2025
Eamar Bonds /Million ID	First	CB30	1,001,095	—
Eamar Bonds /Million ID	Second	CB40	—	—
Eamar Bonds /500 Thousand ID	Third	CB45	—	—
Eamar Bonds /Million ID	Third	CB50	—	—
Injaz Bonds /500 Thousand ID	First	CB55	—	—
Injaz Bonds /Million ID	First	CB60	—	—
Injaz Bonds /500 Thousand ID	Second	CB65	503,793	—
Injaz Bonds /Million ID	Second	CB70	1,026,082	—
Injaz Bonds /500 Thousand ID	Third	CB75	—	—
Injaz Bonds /Million ID	Third	CB80	978,182	—
National Bonds/Million ID	First	CB90	—	—
National Bonds/500 Thousand ID	Second	CB95	—	—
National Bonds/Million ID	Second	CB100	—	—